



## Parking Barrier Gate AK-107 series

### Parameters:

Maximum straight boom length	1.5s type	3m
	2s type	4m
	3s type	4.5m
	6s type	6m
Opening and closing times	1.5s/2s/3s/6s	
Voltage	220V/110V +-10%	
Frequency	50HZ	
Motor power consumption	60W	
Working temperature	-30°to 80°	
Housing dimension	355(Width)*280(Depth)*1050(Height)mm	
Weight not including barrier boom	50kgs	
Drive	Torque motor	
Maximum Remote Control Distance	≤40m	

### Features:

- 60W turbine worm transmission deceleration induction motor, saving energy, motor with fan, prevent overheating, could working 24 hours without stop: Drive Steady, Noise Lower, Structures Compact, can realize self-locking;
- Use 2 springs, the spring is not easy to fracture;
- Integrative machine core: all part is made by mold, so all parts can be more accurate. And so the barrier gate can be much more stable;
- Accurate link mechanism: link mechanism can release arm shake and motor load, so the barrier gate can move more stable and barrier gate working life can be more longer;

## Boom Type:

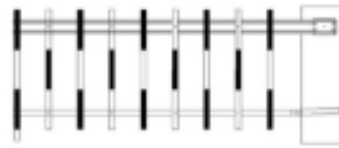
Straight Boom



Folding Boom




Fence Boom



Type	Opening and closing times	Maximum boom length
Straight Boom	1.5s	3m
	2s	4m
	3s	4.5m
	6s	6m
Folding Boom	3s	4.5m
	6s	6m
Fence Boom	6s	4.5m
	6s	5m

### Retractable Straight Boom, easy for transportation (Optional):



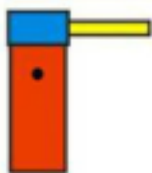
**A = Master Boom, B=Slave Boom**

**B<=A**

Part B can be contracting inside in part A. This boom design is served for easy-transportation. From now on, 6m boom transportation can be easier and more convenient. 6m straight boom can be made as 4m+2m or 3m+3m.

### Direction

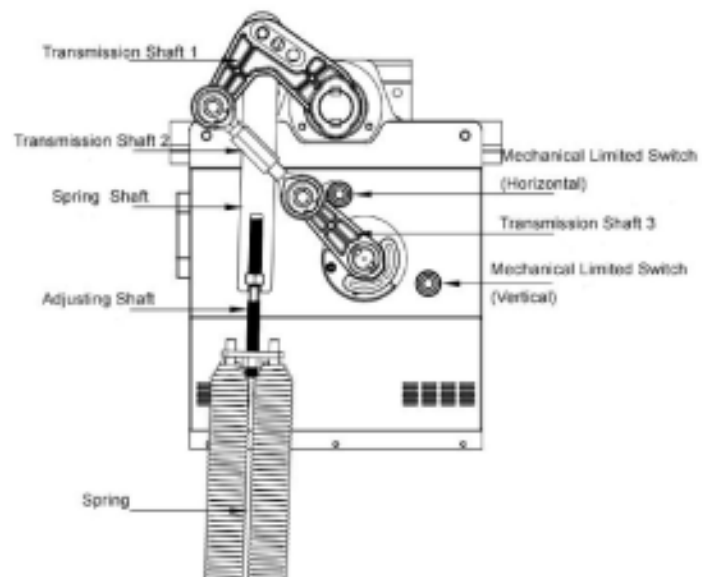
Left-installed



Right-installed



### Machine core structure



Sunloo Technology Co., Limited

Website: [www.sunlootech.com](http://www.sunlootech.com) Tel: 86-755-83323690 Fax: 86-755-82501656

4F, 2nd Block, MinLe Industrial Part, LongHua New District, Shenzhen, China 518109